

遠絡統合療法 基礎医学セミナー

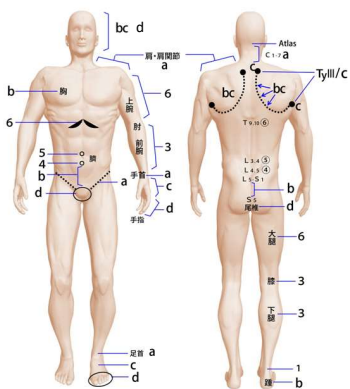
5-a d点の対応と配穴

1



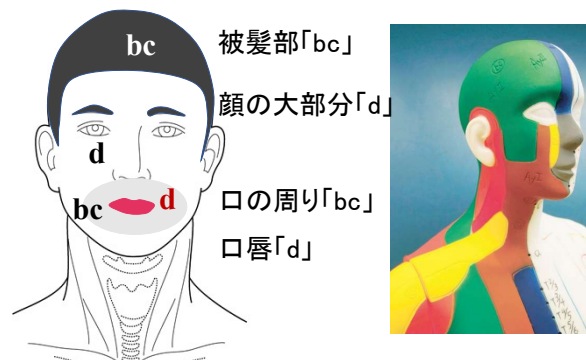
2

dの対応レベル



3

dの対応レベル

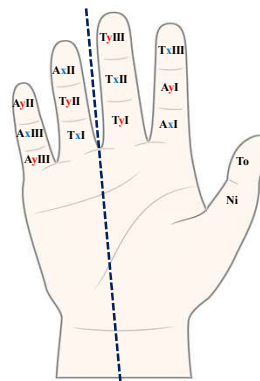


4

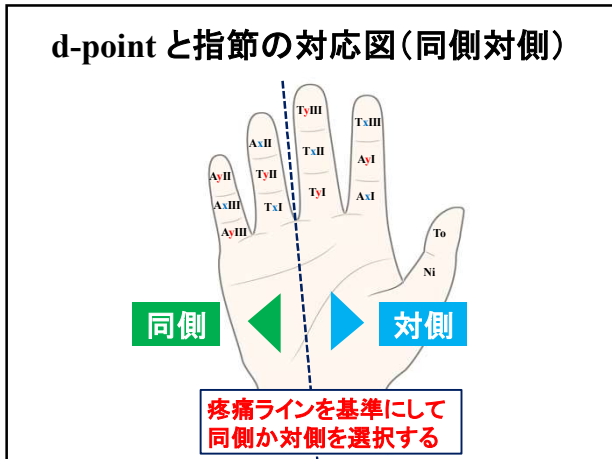
F-point「d」の配置

5

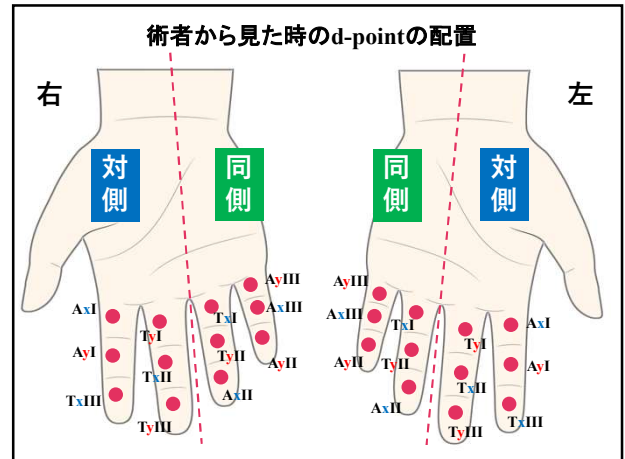
d-pointと指節の対応図



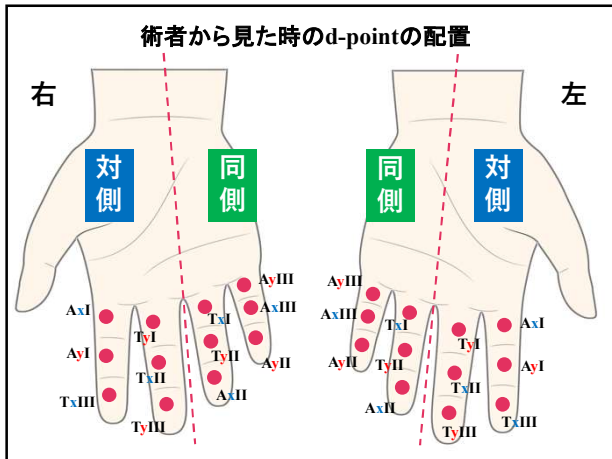
6



7



8



9

d-point の使い方と注意点

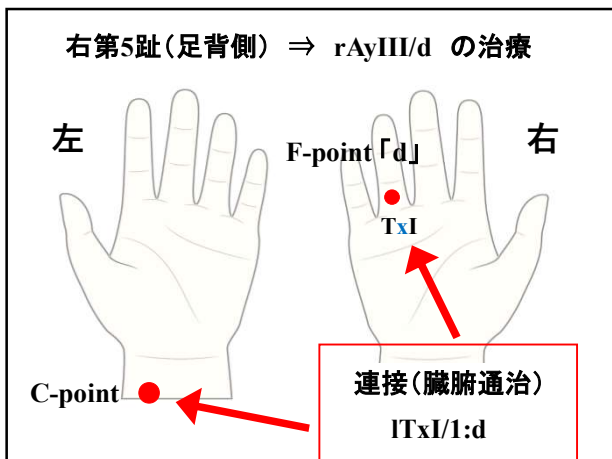
「指趾・顔の表面・陰部」等の治療で使う
F-point のレベルが「d」の時に使う

【例】 右第5趾(足背側)が痛い

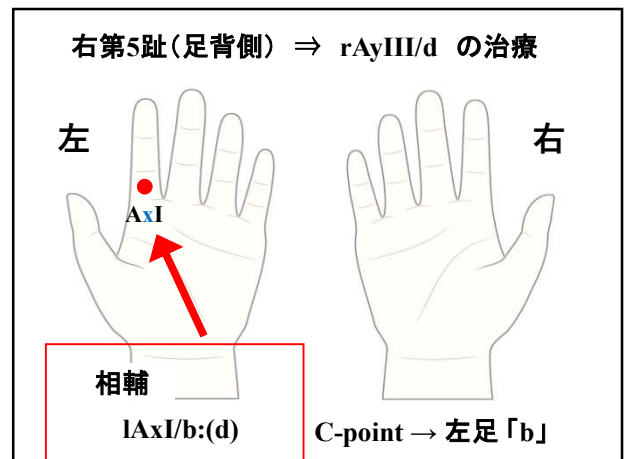
rAyIII/d

| | | |
|----------|---|------------|
| 接続(臓腑通治) | ▶ | ITxI/1:d |
| 相輔 | ▶ | lAxI/b:(d) |

10



11



12

練習問題 d-point

① $rAyI/c+a+d$ 连接 (臟腑通治) ▶

13

練習問題 d-point

② $rTyI/c+a+d$ 连接 (臟腑通治) ▶

14

練習問題 d-point

③ $rAyII/c+a+d$ 连接 (臟腑通治) ▶

15